

Country Corner

Est. 1996
Woodworking Ltd.



WHERE QUALITY AND
INNOVATION ARE STANDARD



26TH EDITION

JEWELRY BOX OPTIONS



LED LIGHTING



SENSOR TURNS LIGHTS ON WHEN DOOR OPENS

The earring door is constructed with nylon screen which allows you to hang post or hook earrings. It can be mounted into existing jewelry boxes with supplied screws and buttons.



SMALL LEANER EARRING DOOR - ERD
13" W x 3/4" D x 9 1/2" H



LARGE CHEVAL EARRING DOOR - ERD
14" W x 3/4" D x 13" H



EARRING DOOR

NOTE: EARRING DOORS ARE AN OPTION, ADD ERD WHEN ORDERING EXTRA COST WILL APPLY IF ORDERED AFTER SHIPPING

SECRET COMPARTMENT

Revealed





Hidden



Simply lift divider tray to reveal hidden compartment! Secret compartment is at the bottom on cheval mirrors and in the center on leaver mirrors.

DRAWER LOCK

Our strongest lock! This lock mounts into the side of the box. The throw goes into the mirror frame.



CHILD-PROOF MAGNETIC LOCK OPTION

Magnetic locks are concealed locks that use a magnetic key to open the lock. Locks can be disengaged by moving red clip forward.

Standard on all gun cabinets.

No keyhole on the outside



HOOKS



Brushed Nickel



Antique Brass



Black

CRUSHED VELVET




Burgundy




Black

Colors in catalog may not match actual color

MIRROR SWIVELS



Antique Brass



Black



Brushed Nickel

THIS PAGE FEATURES THE DIFFERENT STYLES OF JEWELRY BOXES AVAILABLE



105 HAS ONE 18" NECKLACE OPENING. 53" BOX.



110 HAS TWO 12" NECKLACE OPENINGS. 53" BOX.

Shown with secret bottom compartment, which has a 2 1/8" front with a 3 divider. Shown with optional earring door

DO NOT USE THESE NUMBERS TO ORDER- THEY ARE STYLE NUMBERS ONLY

- 1st shelf 3 ring slots
- 2nd shelf 3 dividers
- 3rd shelf 4 dividers
- Bottom 1 divider
- Each necklace board has 11 hooks
- All jewelry chevls and leaners have the same layout in the shelves



110-WM JEWELRY BOX

- Shown with 53" box
- Optional earring door.
- Available in 105 and 110 box

NOTE: Add WM behind item number for all wall mounted jewelry boxes.



All jewelry boxes are now standard with eased edges to eliminate joint separation.



101 HAS TWO 12" NECKLACE OPENINGS. 63 1/2" BOX.



NOTE: All cheval, leaner, and jewelry mirrors in this catalog are available as wall mirrors. Add -WM behind item number when ordering. All mirrors slide right unless otherwise ordered. Hinged version available, see price list.

THE INDUSTRY'S ORIGINAL SLIDING MIRROR JEWELRY BOX CHEVAL



**1006-105 ERD BUNKER HILL
JEWELRY CHEVAL**
26"W x 18"D x 71½"H
Shown with optional Earring Door.
Add ERD when ordering



**1009-110 ERD OPEN TOP MISSION
JEWELRY CHEVAL**
26"W x 18"D x 72½"H
Shown with optional Earring Door.
Add ERD when ordering

A Jewelry Box Cheval like you have never seen before. We combine Old World Craftsmanship with New World design and technology to bring you a Jewelry Cheval like no other.



**1011-105 TRADITIONAL SHAKER
JEWELRY CHEVAL**
26" W x 18" D x 69" H



**1012-105 ANTIQUE SHAKER
JEWELRY CHEVAL**
26" W x 18" D x 71" H

No more door swinging around while you look for jewelry, this sleek design allows the mirror to slide in the direction of your choice on full extension slides. More importantly, it stays facing you so you can see yourself without closing the mirror unlike the hinged version.

**NOTE: EARRING DOORS ARE AN OPTION, ADD ERD WHEN ORDERING
EXTRA COST WILL APPLY IF ORDERED AFTER SHIPPING**



**1021-105 LEXINGTON OVAL
JEWELRY CHEVAL**
26" W x 17" D x 69½" H
Available in 48" box only



**1022-105 HARTFORD
JEWELRY CHEVAL**
26" W x 18" D x 70" H
Will not have boxes at the bottom when using secret compartment option. (See picture above)



**1025-105 BROOKLYN
JEWELRY CHEVAL**
26" W x 18" D x 72" H
This mirror matches
Criswell Furniture's Brooklyn Collection.

matches
Criswell
Furniture



**1027-105 BROOKLYN SHAKER
JEWELRY CHEVAL**
26" W x 18" D x 69" H
Also an option with
Criswell's Brooklyn Collection.

**NOTE: EARRING DOORS ARE AN OPTION, ADD ERD WHEN ORDERING
EXTRA COST WILL APPLY IF ORDERED AFTER SHIPPING**

NOTE: PLEASE BE SURE TO SPECIFY VELVET, HOOK AND SWIVEL COLOR WHEN ORDERING. SEE PAGE 1 FOR OPTIONS.



**1028-105 ERD ARLINGTON
JEWELRY BOX CHEVAL**

26" W x 18" D x 71¾" H

Shown with optional Earring Door.

Add -ERD when ordering.

matches



**1029-105 ERD TRENTON SHAKER
JEWELRY CHEVAL**

26" W x 18" D x 69" H

Shown with optional Earring Door.

Add -ERD when ordering.

**NOTE: EARRING DOORS ARE AN OPTION, ADD ERD WHEN ORDERING
EXTRA COST WILL APPLY IF ORDERED AFTER SHIPPING**



**1030-105 ERD BARN DOOR TRACK
JEWELRY CHEVAL**

26" W x 18" D x 72" H

Shown with optional Earring Door.

Add -ERD when ordering.

Shown in Rough Sawn.



**1030-105 ERD BARN DOOR TRACK
JEWELRY CHEVAL**

26" W x 18" D x 72" H

Shown with optional Earring Door.

Add -ERD when ordering.

Shown in Reclaimed Barnwood



**1031-110 ERD BARN WOOD TOP
JEWELRY CHEVAL**

26" W x 18" D x 69½" H

Shown in Brown Maple with Driftwood Stain, and a Rich Tobacco Barn Wood Top

Shown with optional Earring Door.

Add -ERD when ordering.

SLIDING MIRROR JEWELRY BOX LEANERS



**1034-101 TRADITIONAL SHAKER
LEANER JEWELRY**

26½" W x 20" D x 72¾" H
44" wide when opened.



**1035-101 SHAKER
LEANER JEWELRY**

26½" W x 20" D x 72" H

**NOTE: EARRING DOORS ARE AN OPTION, ADD ERD WHEN ORDERING
EXTRA COST WILL APPLY IF ORDERED AFTER SHIPPING**



**1036-101 ERD OPEN TOP MISSION
LEANER JEWELRY**

26½" W x 20" D x 75" H
Shown with optional Earring Door.
Add -ERD when ordering.



**1037-101 ANTIQUE SHAKER
LEANER JEWELRY**

26½" W x 20" D x 73" H



**1044-101 ERD BARN WOOD TOP
LEANER JEWELRY**

26" W x 20" D x 73¾" H
Shown with optional Earring Door.
Add -ERD when ordering.

Barnwood
Top Detail

LEANER JEWELRIES

SLIDING MIRROR JEWELRY BOX LEANERS



matches



1045-101 ERD ARLINGTON LEANER JEWELRY

26½" W x 20" D x 75½" H

Shown with optional Earring Door.

Add -ERD when ordering.

1050-101 HARTFORD LEANER JEWELRY

26½" W x 20" D x 73" H

Slides to the right unless ordered otherwise.

Slide left option shown.

**NOTE: EARRING DOORS ARE AN OPTION, ADD ERD WHEN ORDERING
EXTRA COST WILL APPLY IF ORDERED AFTER SHIPPING**



1053-101 BROOKLYN LEANER JEWELRY

26½" W x 20" D x 75½" H



1056-101 ERD TRENTON SHAKER LEANER JEWELRY

26½" W x 20" D x 71½" H

Shown with optional Earring Door.

Add -ERD when ordering.



1058-101 ERD BARN DOOR TRACK LEANER JEWELRY

26½" W x 20" D x 76½" H

Shown with optional earring door.

Add -ERD when ordering.

FOR MORE STYLE SELECTIONS SEE LEANER PAGES 15-16

INTRODUCING THE INDUSTRY'S FIRST DRESSER MIRROR WITH SLIDING JEWELRY WINGS



Front view, wings concealed.



JEWELRY TRAYS ARE 2" DEEP!

WING FEATURES:

- 18 necklace hooks
- 2 rings slots, 1 wide, one narrow
- 5 shelves with dividers.


2425 DRESSER MIRROR WITH SLIDING JEWELRY WINGS

44" W x 44" H x 5½" D

Base is 8" deep. 73½" wide when open.

Dresser Not Included.

CRUSHED VELVET



Burgundy Black
Colors in catalog
may not match
actual color.

HOOKS



Antique Brass Brushed Nickel Black

This one of a kind Dresser Mirror lets you hide your jewelry behind your Dresser Mirror. This design allows you to access your jewelry by simply pulling Full Extension Jewelry Wings out of each side. These wings are concealed with what appears to be an onlay, but a concealed finger pull slot allows you to open wings without the dead give away of a pull or knob. Wings have Full Extension drawer slides which provides smooth and durable sliding action. This box adds 5¾" including the back behind your Mirror. Wings are 3" deep with 2" space for jewelry.

We can also design boxes that will fit your existing dresser mirrors. Wing sizes are available in 14", 16" and 18" to fit most any size.



2482-101 CAMBRIDGE JEWELRY CABINET

24½" W x 5" D x 36½" H. bevel mirror
Depth behind shelf is 3"

NOTE: MOST WALL MIRROR FRAMES ARE AVAILABLE WITH THESE WALL MOUNT BOXES. SEE WALL MIRROR PAGES AND PRICE LIST.



Look for
this starburst
in the Wall
mirrors
for more
available styles



2482-800 CAMBRIDGE MEDICINE CABINET

25½" W x 6" D x 37½" H with two adjustable shelves
Inside box depth 4¾"

Child proof magnetic lock optional.
Makes a great vanity mirror!

A WOMAN'S NEW BEST FRIEND!



Closed / Front View



**THIS TOWER
COMBINES A FULL
LENGTH LEANER
JEWELRY FRONT
WITH BAGS IN THE
BACK FOR 30 PAIRS
OF SHOE STORAGE !!**

**1035-575 ERD
SHAKER JEWELRY/SHOE TOWER**
21" W x 19" D x 72" H
Box Dim. 20"W x 18"D x 66"H
Shown in Br. Maple with Driftwood
Shown with optional earring door.
Add -ERD when ordering.
**EXTRA COST WILL APPLY IF ORDERED
AFTER SHIPPING**

**HOLDS 30
PAIRS OF SHOES
AND JEWELRY!**



Rotating / Open View

This tower features a 16" lazy susan in the base which allows it to rotate 360°

All Leaner frames are available on this tower. See leaner pages 15-16



Add ERD when ordering.
Ear Ring Door hinges for easy access.

This tower features a 16" lazy susan in the base which allows it to rotate 360°

All Leaner frames are available on this tower. See leaner pages 15-16



Back View



Barnwood
Top Detail



Back view with
baskets
Standard with
baskets included
Soft close slides
are standard
on these units

**1044-525 ERD
BARN WOOD JEWELRY/BASKET TOWER**

23½" W x 20" D x 71¾" H
Shown in Br. Maple with Driftwood
Front View

Shown with optional earring door.
Add -ERD when ordering.

**EXTRA COST WILL APPLY IF ORDERED
AFTER SHIPPING**

**ALL ARMOIRE SIDES WILL HAVE 1035
MIRROR FRAME**



**1044-550 ERD (FRONT VIEW)
SHOWN IN BM DRIFTWOOD**



**1044-550 (BACK VIEW SHOWN)
BARN WOOD JEWELRY/JEWELRY ARMOIRE**
23½" W x 21" D x 71¾" H
**8 VELVET-LINED DRAWERS FOR ADDITIONAL
JEWELRY STORAGE.**

**HOLDS 30
PAIRS OF SHOES!**



**1035-325 SHAKER
SHOE LEANER**

26½" W x 24" D x 72" H

Box Dimensions

12½" D x 20" W x 63½" H

Shown in Brown Maple with Rich Tobacco Stain



**1035-400 SHAKER
HAT STORAGE LEANER CABINET**

26½" W x 24" D x 71" H



Front view rotating

This tower features a 16" lazy susan in the base which allows it to rotate 360°

NOTE: ALL LEANER FRAMES ON PAGES 15 & 16 ARE AVAILABLE ON ALL UNITS ON THIS PAGE.

USE FRAME NUMBER AND ADD -325 FOR SHOE LEANER
ADD -400 FOR HAT STORAGE
ADD -500 FOR STORAGE TOWER



**1034-500 TRADITIONAL SHAKER
STORAGE TOWER** Back View

21" W x 19" D x 71" H

(top cap on mirror - 23" W)

Box Dim. 21"W x 18"D x 66"H

Comes standard with 4 adjustable shelves.



1035-300 SHAKER RIFLE CABINET

26½" W x 24" D x 71" H

Box Dim. 10¼" D x 20" W x 63½" H

- Beveled mirrors are standard
- Standard Movable holsters (2-Left & 2-Right) Each holster includes a clip holder.
- Rifle Cabinet comes standard with 1-Left & 1-Right.
- Additional holsters may be ordered.

These additional styles are also available with rifle cabinets. See learner pages 15-16 for more options and detailed photos.



1036-300



1037-300



1039-300



1050-300

The Rifle Cabinet holds 6 rifles or shotguns and 2 hand guns. A Veltex backer allows 2 holsters to be arranged to your liking. Shelf depth is 9¼" in rifle cabinets, which will accommodate rifles or shotguns with scopes. Barrel holders are covered with self-adhesive felt for protection.

DRAWER LOCK

Our strongest lock!

This lock mounts into the side of the box. The throw goes into the mirror frame.



CHILD-PROOF MAGNETIC LOCK OPTION

Standard on all gun cabinets

Magnetic locks are concealed locks that use a magnetic key to open the lock. Locks can be disengaged by moving red clip forward. Standard on all gun cabinets.



2482-200 CAMBRIDGE GUN CABINET

25½" W x 6" D x 37½" H

Child proof magnetic lock standard.

4 holsters standard on Wall Gun Cabinets.



Look for the frames with this starburst in Wall Mirrors for more styles



CHEVAL MIRRORS



1001 ANTIQUE OVAL CHEVAL
25" W x 17" D x 67" H



1006 BUNKER HILL CHEVAL
26" W x 18" D x 69½" H
Black Rope Standard



1009 OPEN TOP MISSION CHEVAL
26" W x 18" D x 70½" H

All Cheval Mirrors come standard with Beveled Mirrors and are solid hardwood. Width dimension does not include swivels: add 2½" Available in oak, cherry, quartersawn white oak and brown maple. See price list for other species.



To add jewelry box add -105 for this style box

Oval Mirrors are Not Available with Jewelry Boxes.

NOTE: MOST MIRROR FRAMES ARE 21" OUTSIDE NOT INCLUDING TOPS. MIRROR OPENING 16"



1011 TRADITIONAL SHAKER CHEVAL
26" W x 18" D x 69" H



1012 ANTIQUE SHAKER CHEVAL
26" W x 18" D x 68" H




1021 LEXINGTON OVAL CHEVAL
26" W x 17" D x 75" H
Available with 48" box only.



To add jewelry box add -110 for this style box

MIRROR SWIVELS



Antique Brass



Black



Brushed Nickel



GREAT OFFICE ACCESSORY!



2410 VALET
Power Strip Optional
18½" W x 18" D x 53" H

2411 VALET
Power Strip Standard
18½" W x 18" D x 53" H

A tray big enough to hold a wallet, cell phone, plus keys comes standard.

Power strip with 2 USB ports & 2 Outlets
Brands may vary. Standard on some



Power strip will vary from picture shown



2412 MISSION VALET
Power Strip Optional
18½" W x 18" D x 53" H



2413 MISSION VALET
Power Strip Standard
18½" W x 18" D x 53" H

What was once known as a Men's Valet can also be used in a bathroom to hold a bathrobe and towels or simply to display scarves for her. What makes this Valet unique is that it is built out of solid hardwood, which allows you to match your existing Bedroom, Office, or Bathroom.

The hanger is 2" thick, which maintains a nice body for your suit coat or sports coat and is designed not to leave hanger marks. The pants, ties, and scarf rods are ¾" round to eliminate creasing.

Available in most species
See price list for available species

LEANER MIRRORS WITH SUPPORT



1034 TRADITIONAL SHAKER LEANER

23" W x 13½" D x 67¾" H



1035 SHAKER LEANER

21" W x 13½" D x 67" H



1036 OPEN TOP MISSION LEANER

23" W x 13½" D x 71" H

All leaner mirrors have supports that fold in for storage.

All mirrors on page 15-16 are available with options listed on right.

- For jewelry boxes add -101

- to item number
- For rifle cabinets add -300 to item number
- For hat storage leaner add -400
- For storage tower add -500

- For jewelry/basket add -525
- For jewelry/armoire add -550
- For jewelry/shoe add -575



1037 ANTIQUE SHAKER LEANER

21" W x 13½" D x 68½" H



1039 BUNKER HILL LEANER

24½" W x 13½" D x 70" H



1044 BARN WOOD TOP LEANER

23¾" W x 13" D x 68¼" H

matches



1045 ARLINGTON LEANER
24½" W x 13½" D x 70" H



1050 HARTFORD LEANER
24" W x 13½" D x 71" H
Shown with rough sawn option.
Add -RS when ordering Rough Sawn

matches



1053 BROOKLYN LEANER
25¾" W x 13½" D x 70½" H

All leaner mirrors have supports that fold in for storage.

All mirrors on page 15-16 are available with options listed on right.

- For jewelry boxes add -101

to item number

- For rifle cabinets add -300

to item number

- For hat storage leaner add -400
- For storage tower add -500

- For jewelry/basket add -525
- For jewelry/armoire add -550
- For jewelry/shoe add -575



matches



1055 BROOKLYN SHAKER LEANER
23" W x 13½" D x 69" H



1056 TRENTON SHAKER LEANER
25" W x 13½" D x 68" H



1058 BARNDOR TRACK LEANER
23¾" W x 13" D x 71½" H

SANTA FE CHAIR SIDE TABLES



**6010 SANTA FE PLANK TOP
CHAIR SIDE TABLE**
16" W x 22" L x 24³/₄" H, 1" top
Shelf 11"W x 17¹/₂" L



Santa Fe plank top detail



Santa Fe plain top detail



**6015 SANTA FE PLAIN TOP
CHAIR SIDE TABLE**
16" W x 22" L x 24³/₄" H, 1" top
Shown with small basket option.
Add SB when ordering for basket option.



**6010 LB-PS SANTA FE PLANK TOP
CHAIR SIDE TABLE**

16" W x 22" L x 24³/₄" H

Shown with Large Basket and Power Strip options.



2 outlets & 2 USB ports
Power strip will vary from picture shown



**6010 SB-PS SANTA FE PLANK TOP
CHAIR SIDE TABLE**

16" W x 22" L x 24³/₄" H

Shown with small basket and Power Strip options.



Santa Fe plank top detail



6006 MISSION PLANKTOP MAGAZINE RACK
13½" W x 20¾" L x 23¼" H, 1" top



6003 MISSION MAGAZINE RACK
13½" W x 20½" L x 23" H, ¾" top

All magazine racks above have wrought iron bases and wooden tops.



black only
*color may vary



plank top detail



COUNTRY PLANT STANDS

- 3001 - 25"H
- 3002 - 30"H
- 3003 - 35"H

Top 15" Round
Base - 17½"



4001 COUNTRY QUILT RACK
16" D x 32" L x 36" H



4004 SHAKER QUILT RACK
16" D x 32" L x 36" H



5001 COUNTRY HALL TREE
21" W x 21" D x 72" H



5003 MISSION HALL TREE
21" W x 21" D x 64" H

ROUGH SAWN OPTIONS

This page shows the rough sawn options. This can be added to most frames without a profile. To order add -RS behind Item number.

Most Wall mirrors are available in Rough Sawn. Add -RS behind item number when ordering.



See pages 23 & 29 for Wall Mirrors



Rough Sawn shown.
See pages 3-7 to order.
Add -RS behind item number when ordering.



See pages 15 & 16 to order. Add -RS behind item number when ordering

NOTE: Only the mirror frames will be rough sawn on the Rough Sawn Collection.



Rough Sawn detail.
See options in the price list for pricing. Add RS behind item number when ordering Rough Sawn.



See pages 12 to order. Add -RS behind item number when ordering



2401 WALNUT LIVE EDGE WALL MIRROR

Mirror Only Dim. 19½ W x 31½" H
Overall frame width varies from 6" to 9" bigger than mirror.



2402 WALNUT LIVE EDGE WALL MIRROR

Mirror Only Dim. 31½ W x 19½" H
Overall frame width varies from 6" to 9" bigger than mirror.

NOTE: WALL CLEATS STANDARD ON WALL MIRRORS



1060 WALNUT LIVE EDGE LEANER

Mirror Only Dim. 16 W x 62" H
Frame Dim. can vary from 3½" to 5½"



No bark detail



Partial bark coverage detail



Full bark coverage detail

LIVE EDGE FEATURES & DETAILS

- The mirrors on this page are made out of slabs with Live Edge.
- Top and bottom crosspieces are also slabs, but go cross-grain to eliminate warping.
- Live Edge cannot be ordered clear and might have rustic character.
- Overall Dim. can vary from 6" to 9" for small mirrors, and 7" to 11" for large mirrors.
- On Live Edge, bark is not guaranteed, it may come off. It cannot be ordered with bark because we never know if it will have the bark when we receive the slab. If the slab has bark, we will ship it that way unless ordered otherwise. Partial bark coverage is possible. See inset above center.
- Due to the uniqueness of these mirrors, extended lead-times may be necessary.
- Live Edge detail varies according to grain structure. Some may be smooth, others rough.
- Available in Walnut and Wormy Maple

HARTFORD WALL MIRRORS



2418 HARTFORD MIRROR
27½" W x 40" H



2418-RS HARTFORD MIRROR
27½" W x 40" H
Shown in Rough Sawn. See price list options.

**FITS ON
GUN, JEWELRY
OR MEDICINE
CABINET**



2419 HARTFORD MIRROR
39½" W x 28" H

NOTE: WALL CLEATS STANDARD



Wall Cleats standard
on listed pages



Rough Sawn Detail. Add
RS behind item number for
Rough Sawn



2420 HARTFORD MIRROR
47½" W x 26½" H

The Hartford is an Early American design that features the old Mortise & Tenon look. The frames are 2½" wide, the sides are 1" thick, and the cross pieces are ¾" thick. This design also makes a great looking picture frame. Beveled mirrors are standard.

MOLDINGS ARE STOCKED IN RED OAK, BROWN MAPLE, RUSTIC CHERRY, & CHERRY.
ALL OTHER SPECIES SET UP CHARGES APPLY. SEE PRICE LIST.



2476- BROOKLYN SHAKER WALL MIRROR
26½" W x 38½" H



2477 BROOKLYN SHAKER WALL MIRROR
46¼" W x 25" H
Brooklyn Shaker Wall Mirrors Hang Both Ways



These mirrors are built by Country Corner Woodworking and match Criswell's Brooklyn Collection.

NOTE: WALL CLEATS STANDARD



2451 HAMPTON WALL MIRROR
39¾" W x 27¾" H
*Fits on wall cabinets when displayed vertical only



2453 HAMPTON WALL MIRROR
47¼" W x 26" H

Wall Cleat System Details
Standard on all frames on this page.



All Hampton frames can be hung vertically or horizontally & have 4" frames with 1" bevel routs

ALL MODERN MISSION WALL MIRRORS HANG BOTH WAYS



2365 MODERN MISSION WALL MIRROR
26" W x 28½" H



2366 MODERN MISSION WALL MIRROR
37" W x 26" H



2367 MODERN MISSION WALL MIRROR
51" W x 30" H

Beveled mirrors are standard.



Wall Cleats standard
on listed pages



2368 MODERN MISSION WALL MIRROR
45⅝" W x 33⅜" H



2460 MISSION WALL MIRROR
26½" W x 40¾" H

**FITS ON
GUN, JEWELRY
OR MEDICINE
CABINET**



2463 MISSION WALL MIRROR
25" W x 48½" H



Beveled mirrors are standard.

Wall Cleats standard
on listed pages



2461 MISSION WALL MIRROR
38½" W x 28¾" H



2465 MISSION WALL MIRROR
46¼" W x 27½" H



2446 RICHMOND WALL MIRROR
31" W x 3¼" D x 42½" H



2447 RICHMOND WALL MIRROR
43" W x 3¼" D x 30½" H
Shown in Driftwood with Rich Tobacco shelf & pegs
Up charge applies for two-toned, see pricelist



Wall Cleat System Details
Standard on all Richmond mirrors.

All Richmond frames have 3½" sides & 3¼" shelf



2448 RICHMOND WALL MIRROR
50¾" W x 3¼" D x 29½" H

**FITS ON
GUN, JEWELRY
OR MEDICINE
CABINET**



2493 TRENTON SHAKER WALL MIRROR
28½" W x 37¼" H
Also Available with Leaded Glass - 2493LG



2494 TRENTON SHAKER WALL MIRROR
40½" W x 25¼" H
Also Available with Leaded Glass - 2494LG



Wall Cleats standard
on listed pages



2495 TRENTON SHAKER WALL MIRROR
27" W x 45" H



2496 TRENTON SHAKER WALL MIRROR
48¼" W x 23¾" H

NOTE: WALL CLEATS STANDARD



2480 CAMBRIDGE WALL MIRROR
24" W x 33 $\frac{3}{4}$ " H



2482 CAMBRIDGE WALL MIRROR
25 $\frac{1}{2}$ " W x 37 $\frac{1}{2}$ " H

**FITS ON
GUN, JEWELRY
OR MEDICINE
CABINET**



2484 CAMBRIDGE WALL MIRROR
43 $\frac{3}{4}$ " W x 22" H

Our Cambridge Mirror Collection features frames with very clean lines. Frames are 3" wide and 3/4" thick with no profiles. Edges are sanded lightly to remove sharp edge.

Wall cleats standard

Cambridge Style frames are available in Rough Sawn. Add -RS to item number when ordering.



2486 CAMBRIDGE WALL MIRROR
45 $\frac{1}{4}$ " W x 24" H



Beveled mirrors are standard.

Wall cleats allow all these mirrors to be hung vertically or horizontally. Custom sizes available.



2352 ANTIQUE SHAKER WALL MIRROR
36" W x 24" H



2353 ANTIQUE SHAKER WALL MIRROR
48" W x 30" H



2351 ANTIQUE SHAKER WALL MIRROR
21" W x 45" H



2358 BUNKER HILL WALL MIRROR
24½" W x 46" H
Black rope standard



Wall Cleats standard
on listed pages



2359 BUNKER HILL WALL MIRROR
39½" W x 25" H
Black rope standard



2360 BUNKER HILL WALL MIRROR
51½" W x 31" H
Black rope standard

MIRRORS ON THIS PAGE ARE AVAILABLE IN ALL PROFILES.



2095 RECTANGULAR MOLDING MIRROR
25½" W x 37½" H Shown in 407



2051 RECTANGULAR MOLDING MIRROR
22¼" W x 44" H Shown in 402



Wall Cleats standard on listed pages



2324 30" ROUND WALL MIRROR
30" Dia., 3" Frame Only available in 406, 407 & 408.



2327 36" ROUND WALL MIRROR
36" Dia. Only available in 406, 407 & 408.

PROFILES



CC400
¾" x 2¼"



CC401
1" x 2¼"



CC402
1" x 2¼"



CC408
¾" x 3"



CC406
1" x 3"



CC407
1" x 3"

Round mirrors are hung with a single cable

Moldings are stocked in Red Oak, Cherry and Brown Maple. Other species available, setup charge applies. See price list.

MOLDING MIRRORS ARE NOT AVAILABLE IN RECLAIMED OR BARN FLOOR




2214 OVAL MOLDING WALL MIRROR
21" W x 30" H, Shown in 402



2221 OVAL MOLDING WALL MIRROR
24" W x 32" H, Shown in 401



2230 OVAL MOLDING WALL MIRROR
24" W x 36" H, Shown in 402



All our mirrors are protected with an 1/8" tempered masonite backer. 2 cables allow vertical or horizontal display on oval mirrors.

PROFILES



CC400
3/4" x 2 1/4"



CC401
1" x 2 1/4"



CC402
1" x 2 1/4"



CC408
3/4" x 3"



CC406
1" x 3"



CC407
1" x 3"

Moldings are stocked in Red Oak, Cherry and Brown Maple. Other species available, setup charge applies. See price list.

MOLDING MIRRORS ARE NOT AVAILABLE IN RECLAIMED OR BARN FLOOR



**SHAKER LEANER JEWELRY
(SEE PAGE 6)**



**TRADITIONAL SHAKER
JEWELRY CHEVAL
(SEE PAGE 3)**

THE INDUSTRY'S ORIGINAL SLIDING JEWELRY MIRRORS



Back View

**SEE PAGE 9 FOR
ORDERING
INFORMATION**

**HOLDS 30
PAIRS OF SHOES
AND JEWELRY!**

**THIS TOWER COMBINES A FULL
LENGTH LEANER JEWELRY FRONT
WITH BAGS IN THE BACK FOR 30 PAIRS
OF SHOE STORAGE !!**

Country Corner Woodworking Ltd.



Est. 1996

Country Corner Woodworking was founded in 1996 as a small wood shop near Charm, Ohio. We began making small crafts and soon started manufacturing mirrors and other furniture accessories. What started out as a gift (cheval mirror) for my future wife has become the cornerstone of our business. In February of 2008 we moved to our current 8,400 square foot facility located on my wife's family farm near Fredericksburg, Ohio. Soon after our move we began adding jewelry boxes to these chevrons, which have quickly become our best sellers.

Our family-run business is powered with "green" in mind. A diesel generator which has been fitted with a heat exchanger heats the majority of our shop during the Winter. We collect our wood shavings, which are used as bedding for our beef cattle. The wood scraps are used to heat neighborhood households, leaving little waste in our process.

OUR GOAL: To design and build high quality hand-crafted accessories, with great service in a timely manner.

OUR MOTTO: "Where Quality and Innovation are still #1"

And whatsoever ye do, do all to the glory of God | Cor. 10:31

We thank you for your business,
Wayne and Leah Shetler & Staff

